


# 23-094 CHI St. Vincent Peer Demographics\*


*\*Demographics of participants served.*

## Opioid Nexus




Unknown  
100%

## Gender




Unknown  
100%

## Ethnicity




Unknown  
100%

## Age



Unknown  
100%

## Race



Unknown  
100%